



# Top 5 Reasons to Adopt Contrast Dose Management



# Top 5 Reasons to Adopt Contrast Dose Management

**With Radiation Dose Management largely considered best practice, attention has turned to managing contrast dose. Are you ready for the adoption of Contrast Dose Management?**

The movement toward better understanding of the “how and why” of managing contrast dose is now gaining traction. Recent reporting guidelines from the ACR and CMS recommend more attention be focused on contrast dose documentation.<sup>1</sup> But it’s not just accreditation and regulatory agencies that see the value in managing contrast dose. Radiology departments are implementing Contrast Dose Management and seeing a number of benefits, including:

- > 1. Fine-tuned performance
- > 2. Automated documentation accuracy
- > 3. Facilitates compliance
- > 4. Quality management
- > 5. Total Dose Management

Read on to find out why Contrast Dose Management has begun to gain momentum.

1 American College of Radiology Practice Parameter for Communication of Diagnostic Imaging Findings and Bayer Overview of CMS Guidelines and Medication Recording.

**“Although contrast agents are considered a prescriptive drug, our process doesn’t always support this. Contrast dose should be documented accurately with consistency.”**

—Joanne Hoener, Portfolio Management at Bayer, RT(R)(CT)(MR)-CIIP



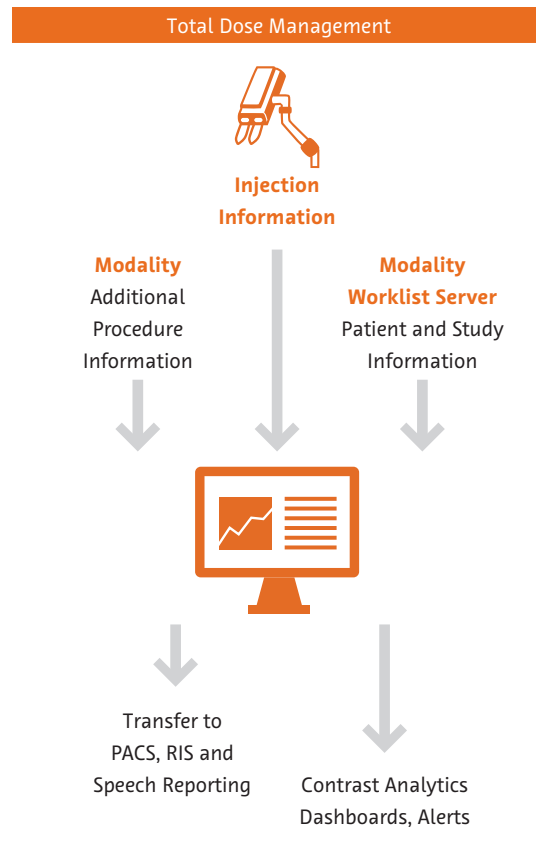
# 1. Fine-Tuned Performance

**It's nearly impossible to increase efficiency and fine-tune your workflows when you're bogged down with manual documentation.**

A Contrast Dose Management solution can speed things up by eliminating manual processes through interfacing.

“PACS, RIS and EMR technologies were supposed to make our lives easier and paperless, but these systems often have not removed or even reduced paperwork,” said Joanne Hoener, Portfolio Management at Bayer, RT(R)(CT) (MR)-CIIP.

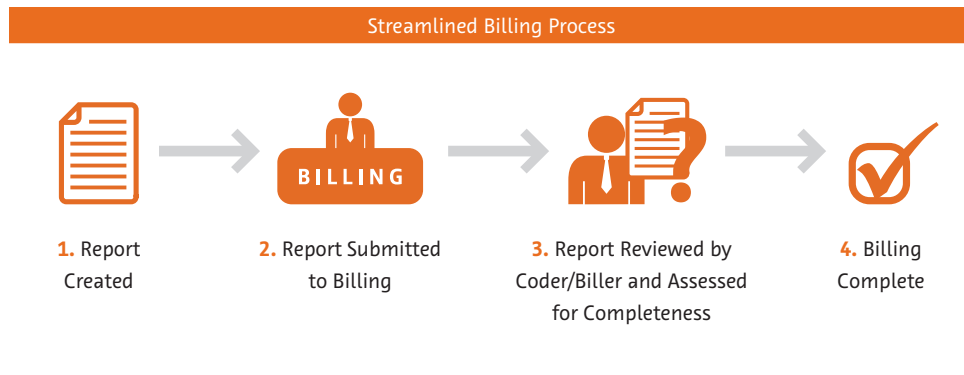
In fact, many imaging teams manually document contrast information in several locations or programs. A Contrast Dose Management solution can eliminate repetitive, manual documentation and even dictation, leading to more efficient radiology workflows. It can also automatically connect study data directly into PACS, RIS and Speech Reporting systems through outbound interfaces.



**Contrast Dose Management equips you with the tools that can help accelerate workflows across the enterprise.**

## 2. Automated Documentation Accuracy

We're all human, and people can make mistakes. Mitigate the risk of human error in billing and other processes by automating tasks, which can result in more accurate and complete information.



Easy access to accurate study reporting can ensure that providers are paid on time. Through automation, Contrast Dose Management can improve the billing process by mitigating down-coding and billing rework.

According to Kay Rosenberg, South Jersey Radiology Associates Billing Manager, Contrast Dose Management “saves time, increases accuracy and improves our billing cycle time.”

**Automating accurate contrast dose documentation can ease reconciliation tasks and accelerate report turnaround times.**

# 3. Facilitates Compliance

**Requirements surrounding contrast use and documentation are constantly evolving. By implementing Contrast Dose Management, you'll be ahead of the game.**

The Joint Commission, ACR and CMS all agree that contrast information should be captured in patients' medical records.<sup>1</sup> Radiology departments can ease today's requirements and prepare for new regulations by adopting a solution that automatically captures and monitors contrast data.

**76** million

Approx. Annual CTs:  
half had contrast injections<sup>2</sup>

**11.5** million

MRI contrast procedures  
per year<sup>3</sup>

**IV** contrast

is considered a medication

<sup>1</sup> American College of Radiology Practice Parameter for Communication of Diagnostic Imaging Findings and Bayer Overview of CMS Guidelines and Medication Recording.


<sup>2</sup> Beckett KR, Moriarity AK, Langer JM. "Safe Use of Contrast Media: What the Radiologist Needs to Know," RadioGraphics 2015;35:1738-50. <https://pubs.rsna.org/doi/pdf/10.1148/rg.2015150033>.

<sup>3</sup> Arlington Medical Resources Data Report. January-June 2016.

**Many radiology departments have already begun adopting Contrast Dose Management to help them stay ahead of potential changes in documentation guidelines.**

## 4. Quality Management

**Contrast Dose Management solutions can make driving quality initiatives easier. By automatically documenting dose, you can establish consistency in documentation capture while aggregating quality metrics in a central location.**



Access to aggregated contrast injection histories eliminates the need to sift through disconnected databases for insights. Administrators and radiologists are able to identify variations in performance, patterns and trends. And then they can use exam data to evaluate outcomes and link them to technical factors, technologists and equipment.

With Contrast Dose Management, you can also review and streamline injector protocols. The right solution allows you to easily monitor a patient's cumulative MR contrast dose over time and set CT contrast volume thresholds over 24 hours.

**Having enterprise-wide exam information in one centralized, easily searchable database can close information gaps while demonstrating measurable gains in quality.**

# 5. Total Dose Management

Enabling Contrast Dose Management together with Radiation Dose Management gives you the benefits of Total Dose Management. And with both, you can gain big-picture understanding of contrast and radiation data and documentation at patient and enterprise levels.

## Total Dose Management



MR Contrast  
Dose Management



CT Contrast  
Dose Management



CT Radiation  
Dose Management

Contrast Dose Management automates technologist workflows for accurate CT and MR contrast-injection documentation at the point of care and throughout the post-procedure workflow. Radiation Dose Management streamlines compliance through automated dose reporting.

In addition to combining these benefits, Total Dose Management offers the ability to track and monitor cumulative radiation and contrast dose over time. Think of it as next-level dose management, giving you the ability to close information gaps and gain cross-modality insights.

Once you have a holistic view of contrast and radiation dose data, you can identify opportunities for clinical, financial and operational improvement.



Cross-modality  
cumulative dose score card

## Need Another Reason? Consider Personalized CT Dose

Utilizing personalized patient protocol software helps you deliver the right amount of contrast based on a patient's weight. Plus, more precise use of contrast can help control and even reduce contrast agent spend.

“Contrast Dose Management delivers measurable improvements,” said Bill Tobin, East Texas Medical Center (ETMC) radiology director. “Personalization has helped us achieve a 30% reduction in contrast volume for abdomen studies,” he concluded.



## Here's Another Reason: Technologist Satisfaction

Contrast Dose Management alleviates many of the manual processes, such as redundant paperwork, that tie up technologists' time.

“Our technologists say that automation has made their jobs a little easier,” said Tobin. “Including technologists in the planning process keeps them engaged and gives them a stake in the program's success.”

---

For more information and resources on Contrast Dose Management, visit [CDM.bayer.com](http://CDM.bayer.com).

The patient data that appears in this document is actual health information but all personal identifiers have been removed or otherwise anonymized. No personally identifiable information is shown.

Bayer and the Bayer Cross are trademarks owned by and/or registered to Bayer in the U.S. and/or other countries.

©2018 Bayer. This material may not be reproduced, displayed, modified or distributed without the express prior written consent of Bayer.



Bayer HealthCare LLC  
100 Bayer Boulevard  
P.O. Box 915  
Whippany, NJ 07981  
U.S.A.  
Phone: +1-412-767-2400  
+1-800-633-7231  
Fax: +1-412-676-4120

More information on  
[radiologysolutions.bayer.com](http://radiologysolutions.bayer.com)